

A case control analysis of offenders issued with Domestic Violence Protection Orders (DVPOs) in Hertfordshire.

A retrospective and prospective study.



**International Conference on Evidence Based Policing
Superintendent Clare Smith - Hertfordshire Constabulary.
July 2017**

Research Questions

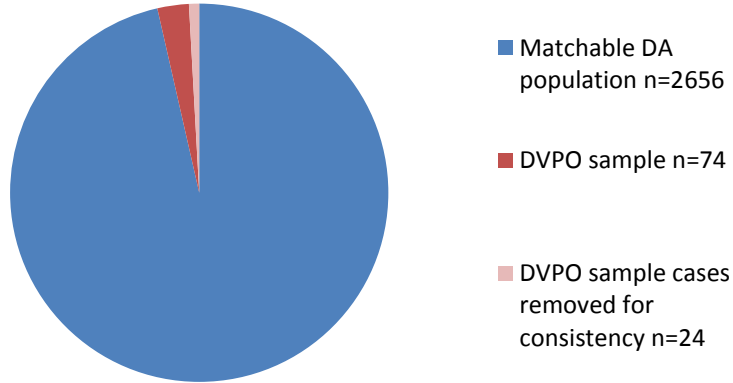
1. Is the National DVPN/DVPO policy being implemented appropriately for Hertfordshire's domestic abuse cases?
2. Do offenders in cases in which a DVPO has been issued have a different prior criminal history when compared to a sample of similar cases in which a DVPO has not been issued?
3. Is there an association between the issuance of a DVPO and a subsequent difference in the prevalence, frequency and harm of domestic abuse, when compared to a sample of similar cases in which a DVPO has not been issued?

Research design, methods and data

- 2 groups DVPO group (n=74)
non-DVPO group (n=148)
- Initial DVPO group (n=112) 24 cases that met criteria but rare circumstances removed and 14 error cases also removed
- Initial Non DVPO Groups (n=2,656) by matching criteria of DVPO sample, Cambridge Crime Harm Index (CHI) +/- 7 date of occurrence
- Incident and offender level matching

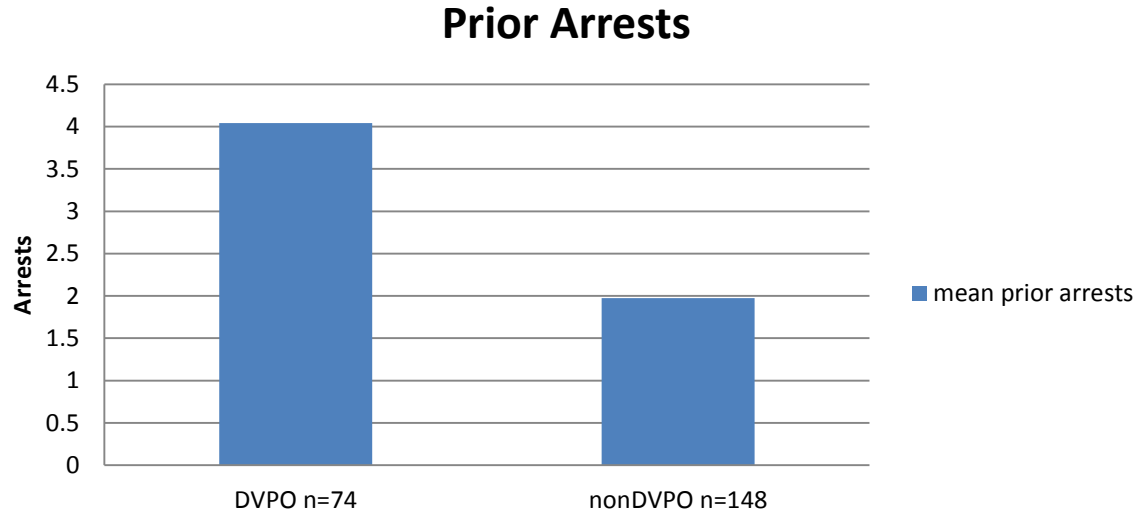
Results

Hertfordshire Constabulary's DVPO Usage



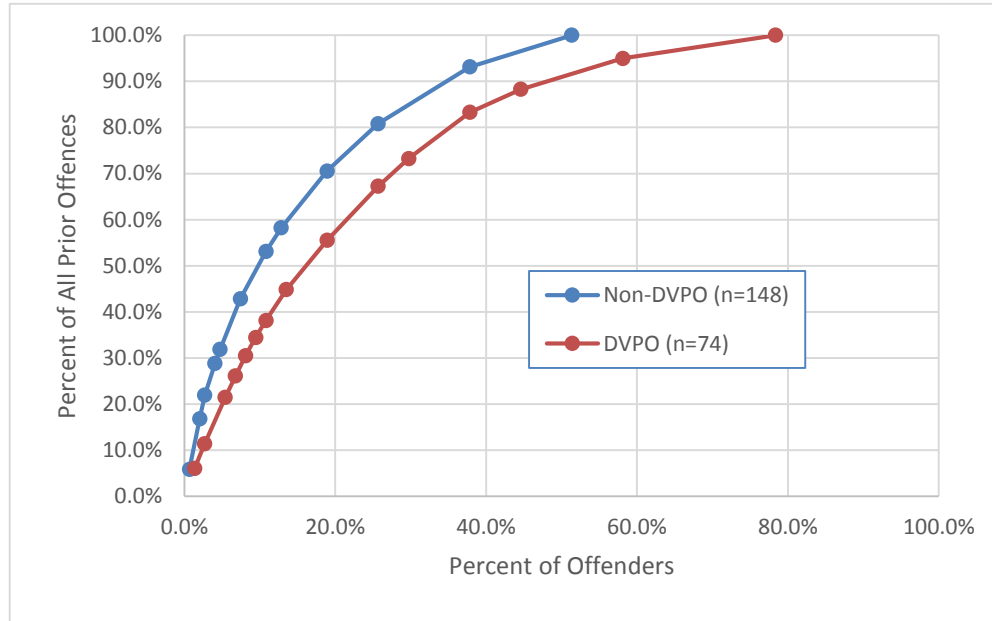
- 14 (12.5%) cases issued in errors,
- Incorrectly used DVPOs in 1 out of 8 cases
- 2,730 total cases which should have been eligible for DVPO yet only 74 (2.7%) did

DVPO and non-DVPO sample prior arrests since 1st January 2012

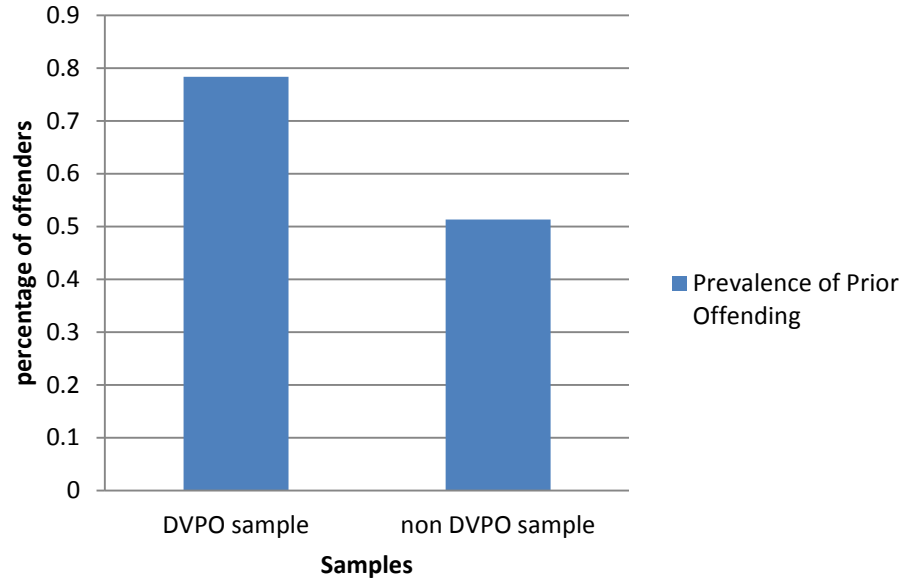


- DVPO sample mean 4.040 prior arrests and non-DVPO sample 1.972
- Independent sample t –test, difference statistically significant ($p=0,001$) and effect size medium ($d=0.522$)

“Power Few” offending

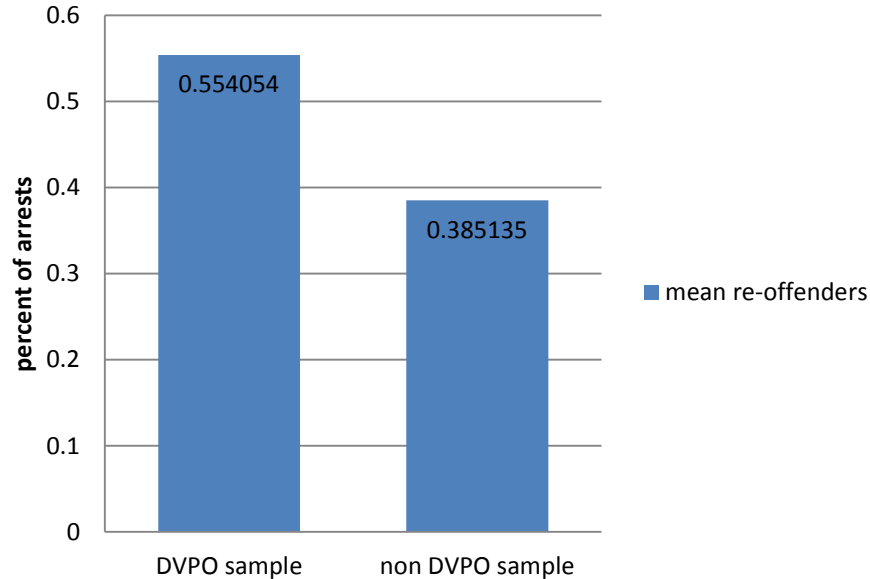


Prevalence of Prior Arrests



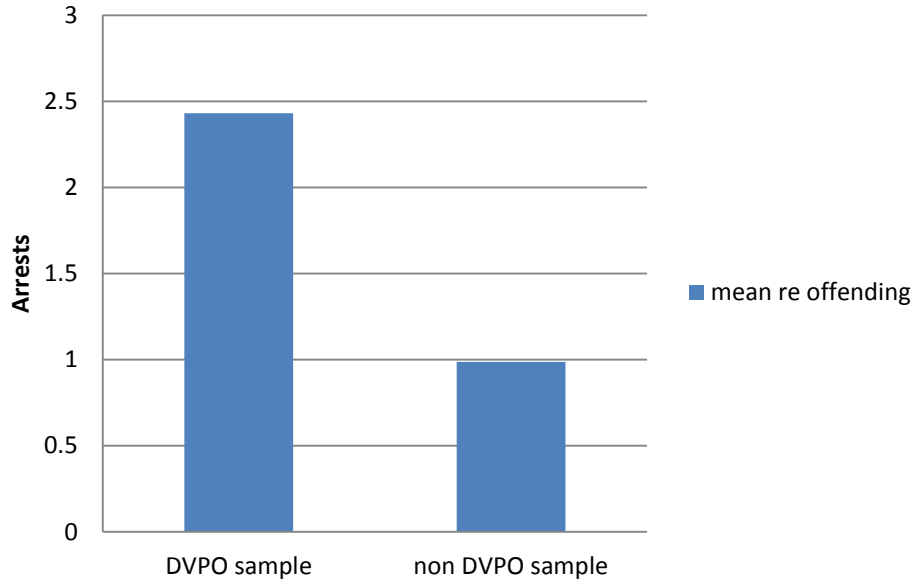
- As expected DVPO higher mean number and higher prevalence
- Independent sample t –test, difference statistically significant ($p < 0,0005$) and effect size medium ($d = 0.586$)
- Crime Harm not statistically significant so greater volume but no more harmful

Prevalence of Post Reoffending



- Independent sample t –test, difference statistically significant ($p=0.031$) and effect size is small ($d=0.309$)
- Observed difference in the opposite direction from what would expect if DVPOs successfully reduced offending

Frequency of Post Reoffending



- DVPO group not only greater prevalence for re offending but arrested more often
- Independent sample t-test, difference statistically significant ($p=0.002$) and effect size is medium ($d=0.485$)
- No statistically significant difference in post crime harm

Conclusions

1. Is the National DVPN/DVPO policy being implemented appropriately for Hertfordshire's domestic abuse cases? **No low numbers, recording errors 12.5% incorrect applications, used incorrectly 1 out of 8 cases.**
2. Do offenders in cases in which a DVPO has been issued have a different prior criminal history when compared to a sample of similar cases in which a DVPO has not been issued? **Yes those in receipt of DVPOs had been arrested more and were more prevalent however they were no more harmful.**
3. Is there an association between the issuance of a DVPO and a subsequent difference in the prevalence, frequency and harm of domestic abuse, when compared to a sample of similar cases in which a DVPO has not been issued? **Those in the DVPO group were arrested more and more often post DVPO but the offending was no more harmful.**

Thank you

Superintendent Clare Smith
Hertfordshire Constabulary
Mobile:07734068378
Email: Clare.Smith@herts.pnn.police.uk

The Herts Way

